

Buckinghamshire Council Scrap Metal Licensing Policy consultation: Summary report

This report was created on Monday 14 August 2023 at 09:30 and includes 5 responses.

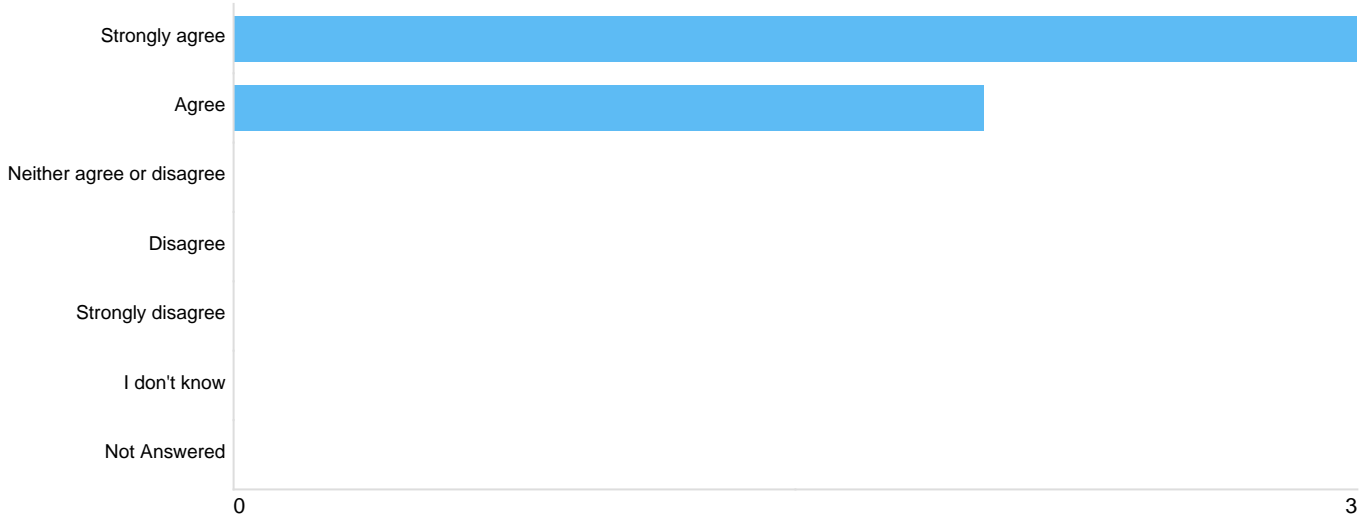
The activity ran from 03/07/2023 to 13/08/2023.

Contents

Do you agree or disagree with the proposals for scrap metal licensing?	2
Agree/disagree - Applicants provide a Basic DBS check no more than 1 month old at the time of application	2
Agree/disagree - Applicants provide a site plan and layout	2
Agree/disagree - Identification plates or disc to be placed on licence holders' collections vehicle	3
Agree/disagree - Records relating to the purchase and sale of scrap metal are produced in the English language either on paper or electronically	3
Reasons	4
To what extent do you agree or disagree with our proposal for enforcing scrap metal licensing?	4
Agree/disagree	4
Reasons	4
How easy is the draft Buckinghamshire Council Scrap Metal Licensing Policy to understand?	4
Easy to understand	4
Make easier	5
If you have any other comments about the draft Buckinghamshire Council Scrap Metal Licensing Policy, please tell us here:	5
Other comments	5
What scrap metal licence do you currently hold?	5
Licence held	5
Which of the following describe you? (Select all that apply)	6
Capacity	6
Other	6
How did you find out about this consultation? (Select all that apply)	7
Find out	7
Other	7
Are you responding as an individual or on behalf of an organisation (e.g. a business or a voluntary group)?	8
Individual or organisation	8
Please provide the following details:	8
Name of organisation:	8
Your job title:	8
What is your age?	8
Age	8
Are you:	9
Are you	9
Do you consider yourself to have a disability / disabilities, impairment(s) or long term health condition(s)? (Select all that apply)	9
Disability / impairment / long term health condition	9
How would you describe your ethnicity?	10
Ethnicity	10
Other	11

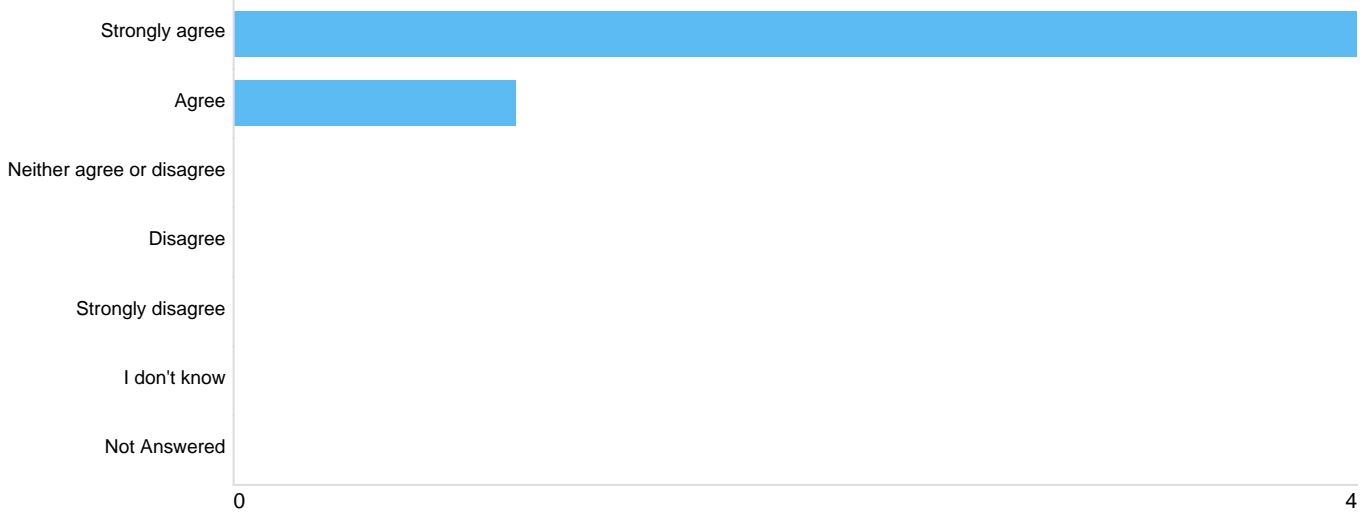
Do you agree or disagree with the proposals for scrap metal licensing?

Agree/disagree - Applicants provide a Basic DBS check no more than 1 month old at the time of application



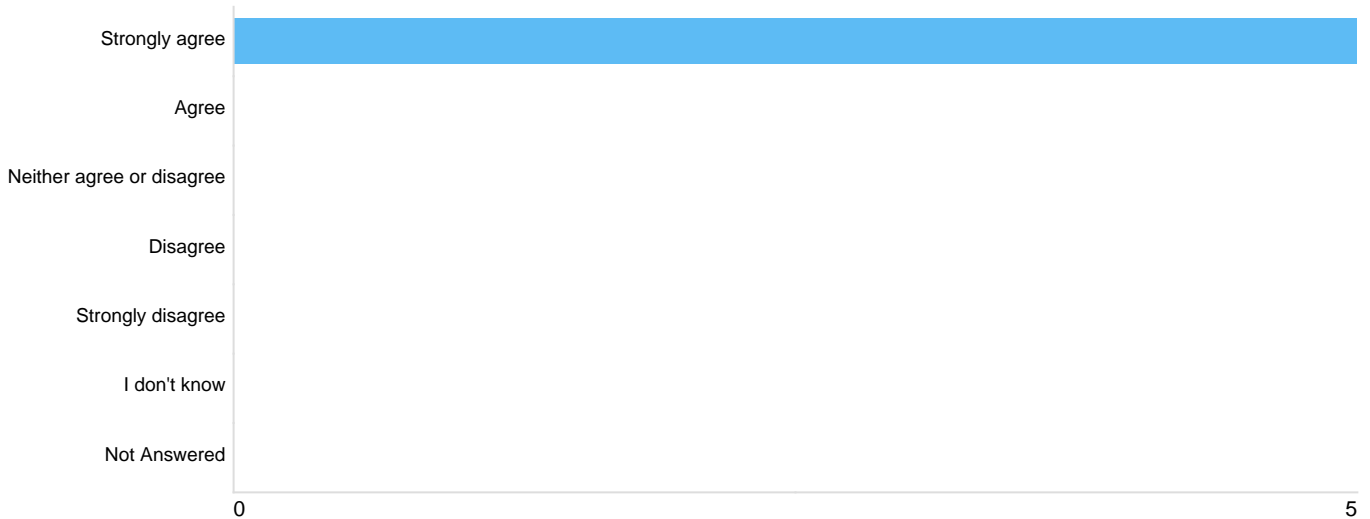
Option	Total	Percent
Strongly agree	3	60.00%
Agree	2	40.00%
Neither agree or disagree	0	0.00%
Disagree	0	0.00%
Strongly disagree	0	0.00%
I don't know	0	0.00%
Not Answered	0	0.00%

Agree/disagree - Applicants provide a site plan and layout



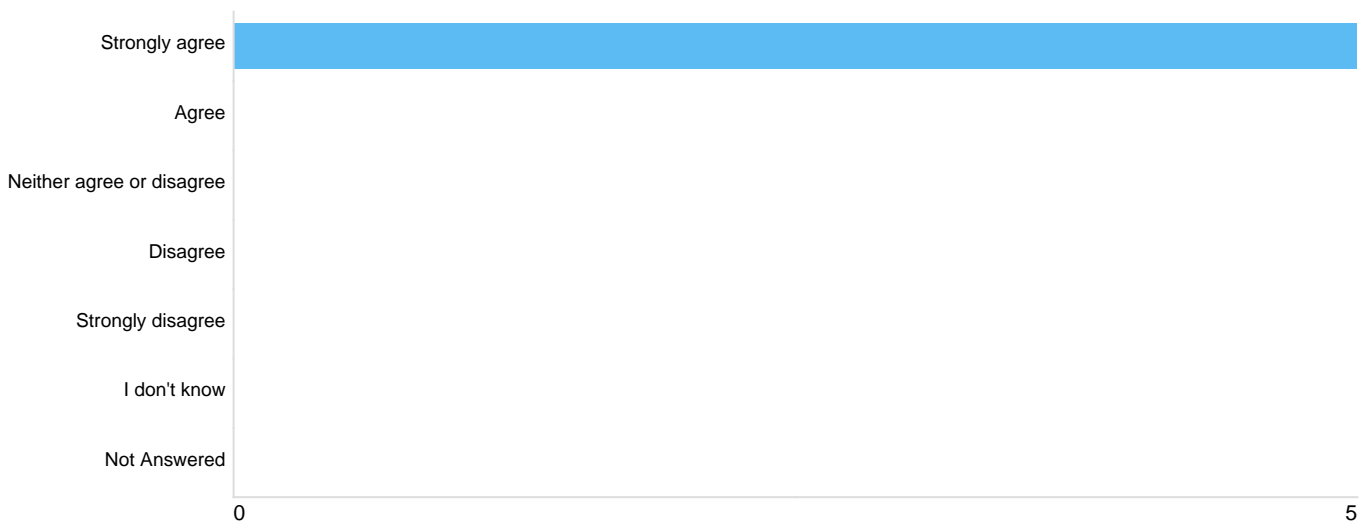
Option	Total	Percent
Strongly agree	4	80.00%
Agree	1	20.00%
Neither agree or disagree	0	0.00%
Disagree	0	0.00%
Strongly disagree	0	0.00%
I don't know	0	0.00%
Not Answered	0	0.00%

Agree/disagree - Identification plates or disc to be placed on licence holders' collections vehicle



Option	Total	Percent
Strongly agree	5	100.00%
Agree	0	0.00%
Neither agree or disagree	0	0.00%
Disagree	0	0.00%
Strongly disagree	0	0.00%
I don't know	0	0.00%
Not Answered	0	0.00%

Agree/disagree - Records relating to the purchase and sale of scrap metal are produced in the English language either on paper or electronically



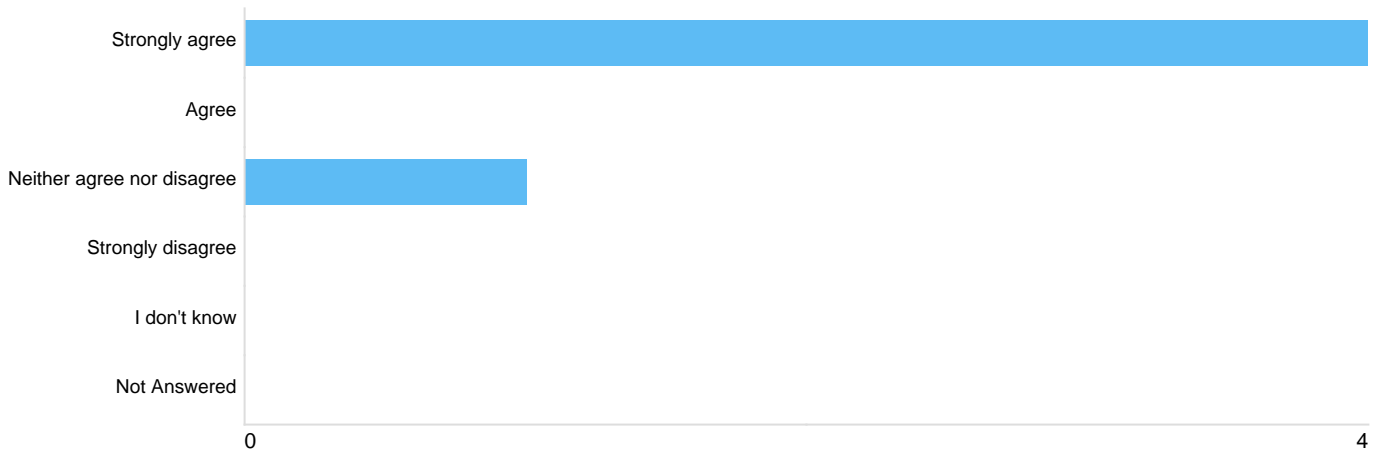
Option	Total	Percent
Strongly agree	5	100.00%
Agree	0	0.00%
Neither agree or disagree	0	0.00%
Disagree	0	0.00%
Strongly disagree	0	0.00%
I don't know	0	0.00%
Not Answered	0	0.00%

Reasons

There were 5 responses to this part of the question.

To what extent do you agree or disagree with our proposal for enforcing scrap metal licensing?

Agree/disagree



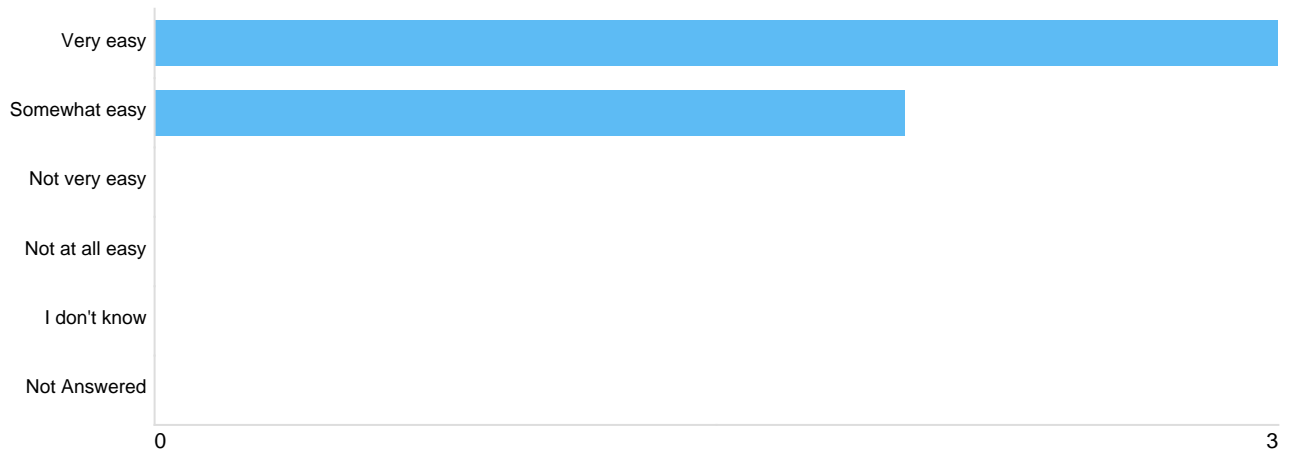
Option	Total	Percent
Strongly agree	4	80.00%
Agree	0	0.00%
Neither agree nor disagree	1	20.00%
Strongly disagree	0	0.00%
I don't know	0	0.00%
Not Answered	0	0.00%

Reasons

There were 4 responses to this part of the question.

How easy is the draft Buckinghamshire Council Scrap Metal Licensing Policy to understand?

Easy to understand



Option	Total	Percent
Very easy	3	60.00%
Somewhat easy	2	40.00%
Not very easy	0	0.00%
Not at all easy	0	0.00%
I don't know	0	0.00%
Not Answered	0	0.00%

Make easier

There were 2 responses to this part of the question.

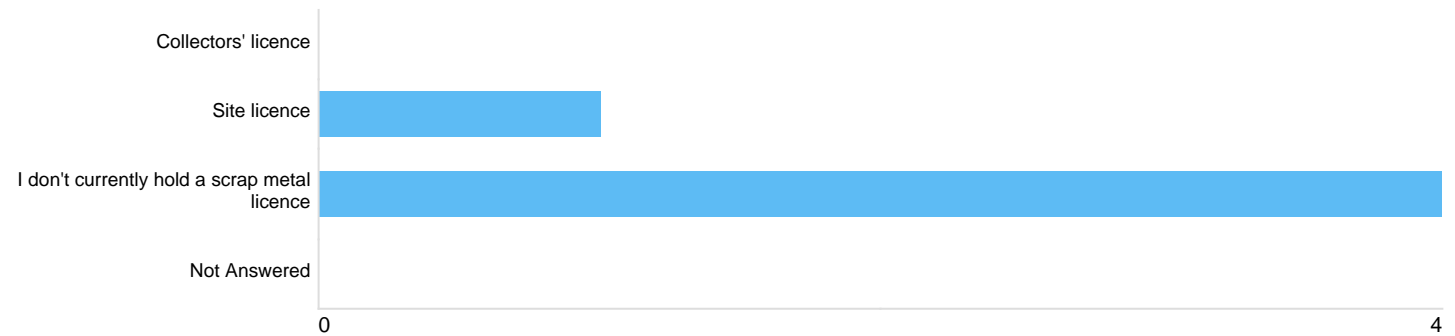
If you have any other comments about the draft Buckinghamshire Council Scrap Metal Licensing Policy, please tell us here:

Other comments

There was 1 response to this part of the question.

What scrap metal licence do you currently hold?

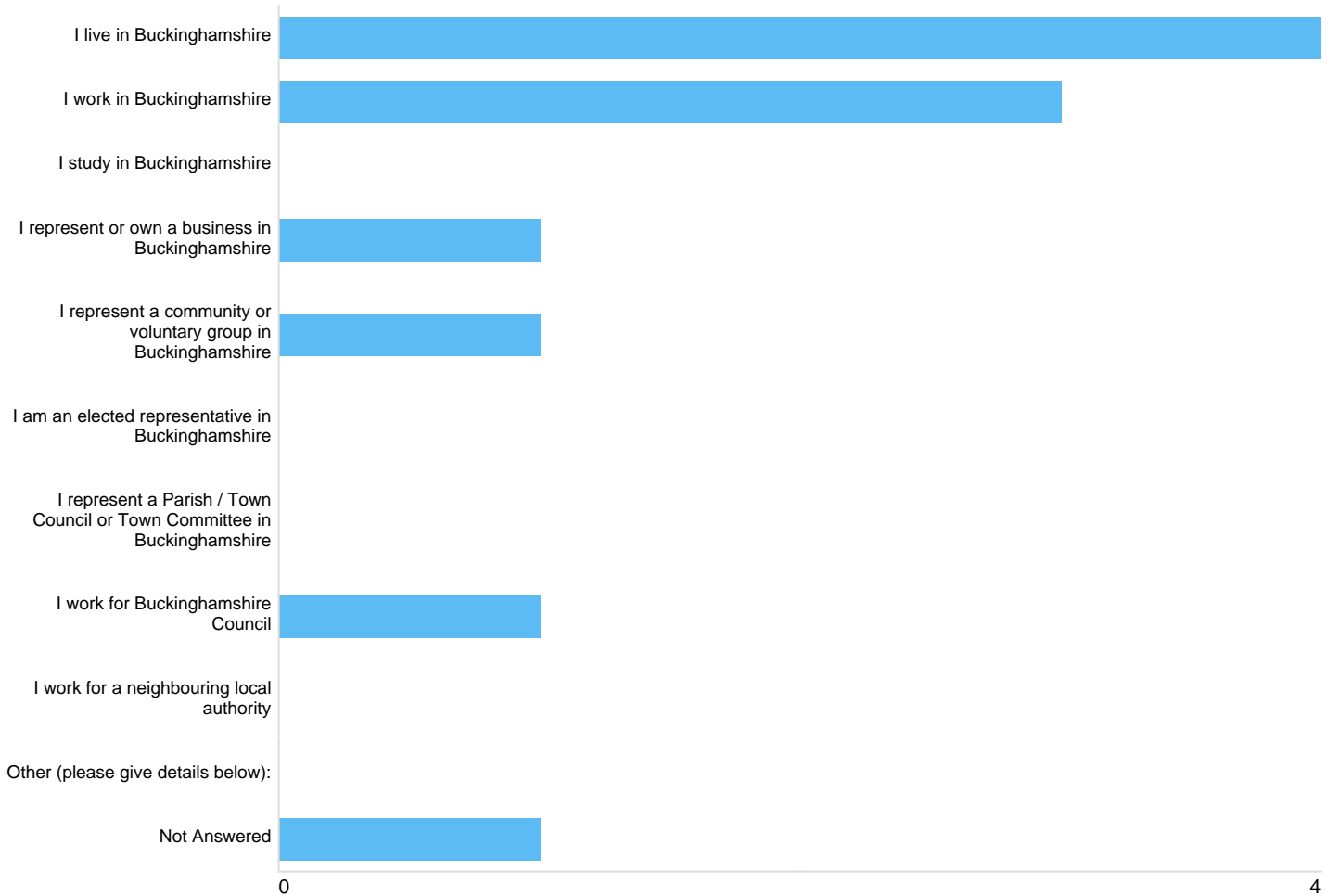
Licence held



Option	Total	Percent
Collectors' licence	0	0.00%
Site licence	1	20.00%
I don't currently hold a scrap metal licence	4	80.00%
Not Answered	0	0.00%

Which of the following describe you? (Select all that apply)

Capacity



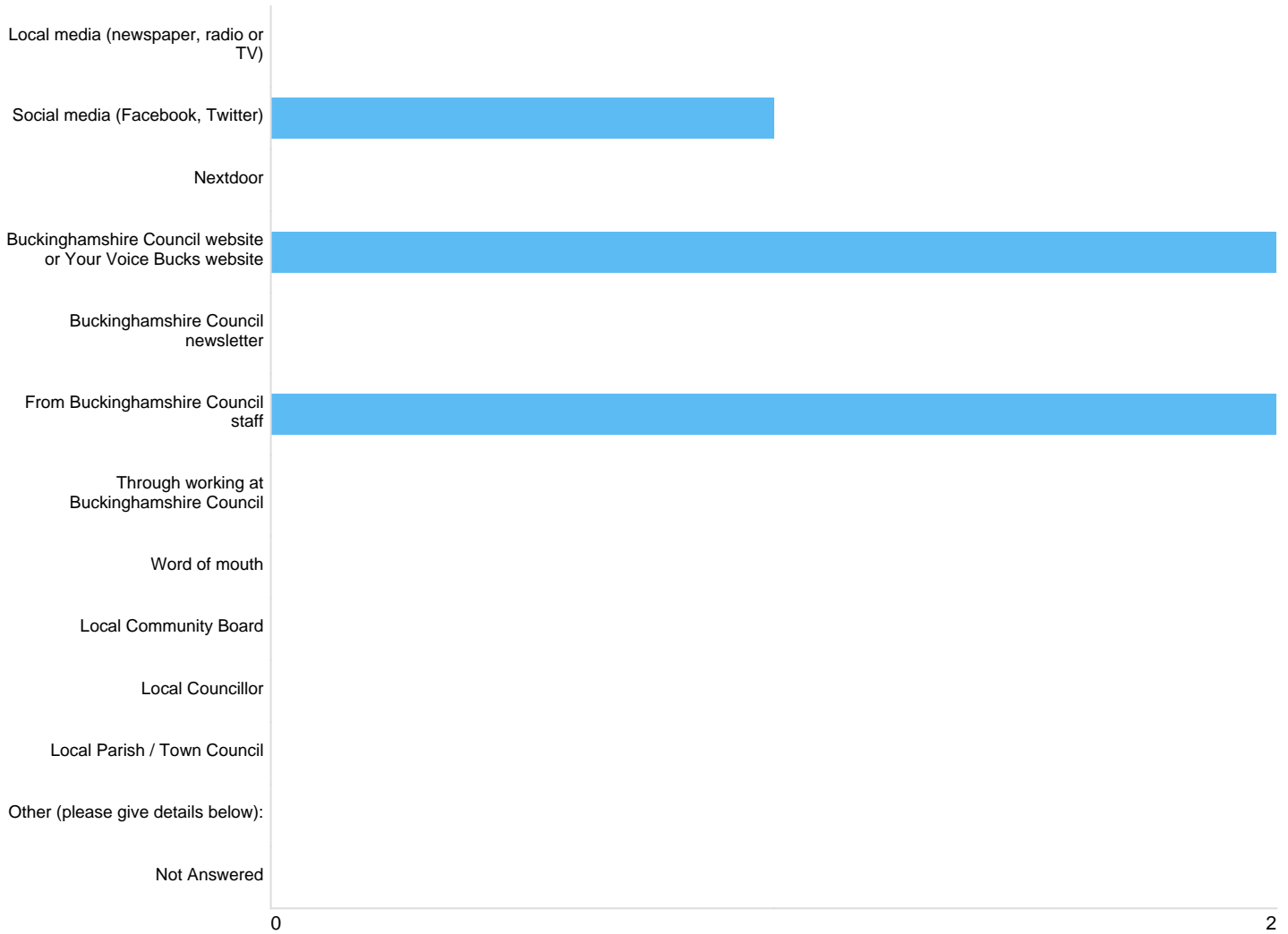
Option	Total	Percent
I live in Buckinghamshire	4	80.00%
I work in Buckinghamshire	3	60.00%
I study in Buckinghamshire	0	0.00%
I represent or own a business in Buckinghamshire	1	20.00%
I represent a community or voluntary group in Buckinghamshire	1	20.00%
I am an elected representative in Buckinghamshire	0	0.00%
I represent a Parish / Town Council or Town Committee in Buckinghamshire	0	0.00%
I work for Buckinghamshire Council	1	20.00%
I work for a neighbouring local authority	0	0.00%
Other (please give details below):	0	0.00%
Not Answered	1	20.00%

Other

There were 2 responses to this part of the question.

How did you find out about this consultation? (Select all that apply)

Find out



Option	Total	Percent
Local media (newspaper, radio or TV)	0	0.00%
Social media (Facebook, Twitter)	1	20.00%
Nextdoor	0	0.00%
Buckinghamshire Council website or Your Voice Bucks website	2	40.00%
Buckinghamshire Council newsletter	0	0.00%
From Buckinghamshire Council staff	2	40.00%
Through working at Buckinghamshire Council	0	0.00%
Word of mouth	0	0.00%
Local Community Board	0	0.00%
Local Councillor	0	0.00%
Local Parish / Town Council	0	0.00%
Other (please give details below):	0	0.00%
Not Answered	0	0.00%

Other

There were **0** responses to this part of the question.

Are you responding as an individual or on behalf of an organisation (e.g. a business or a voluntary group)?

Individual or organisation



Option	Total	Percent
As an individual	5	100.00%
On behalf of an organisation	0	0.00%
Not Answered	0	0.00%

Please provide the following details:

Name of organisation:

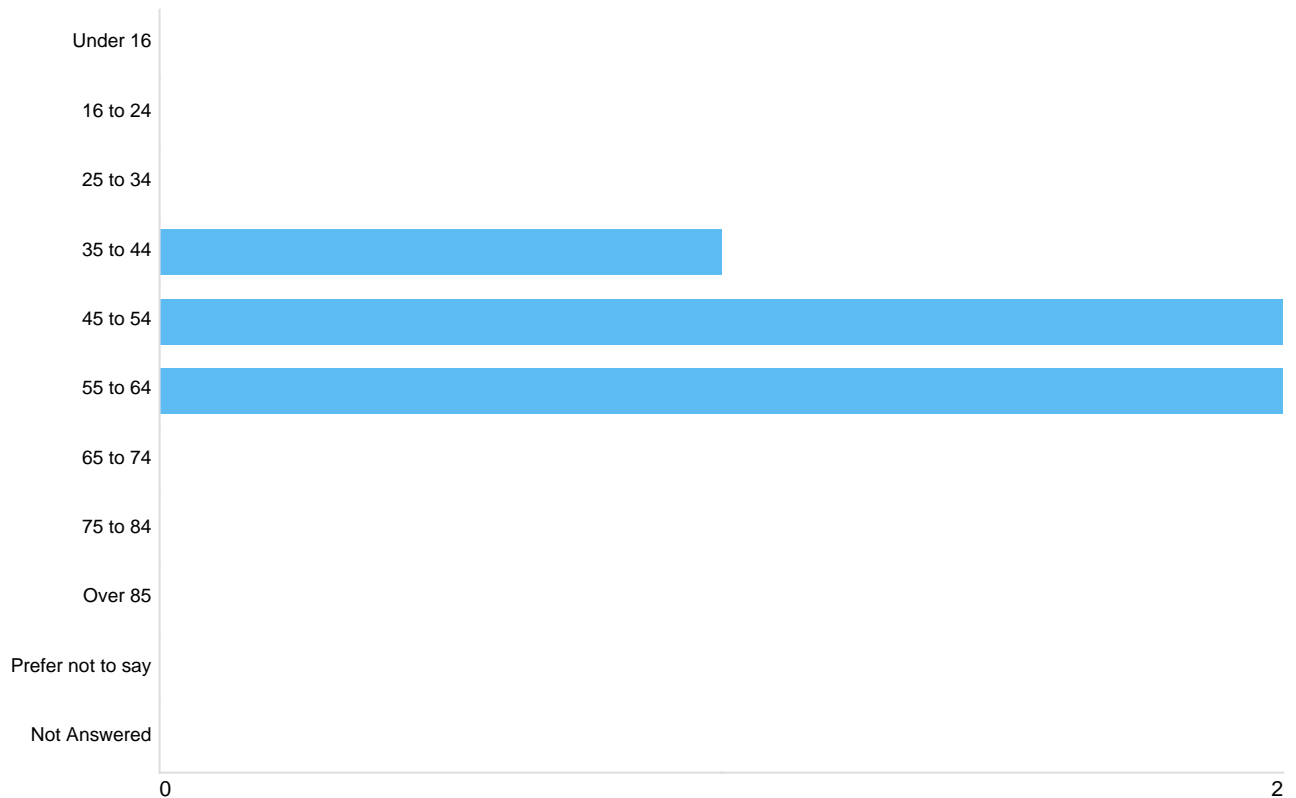
There were 0 responses to this part of the question.

Your job title:

There were 0 responses to this part of the question.

What is your age?

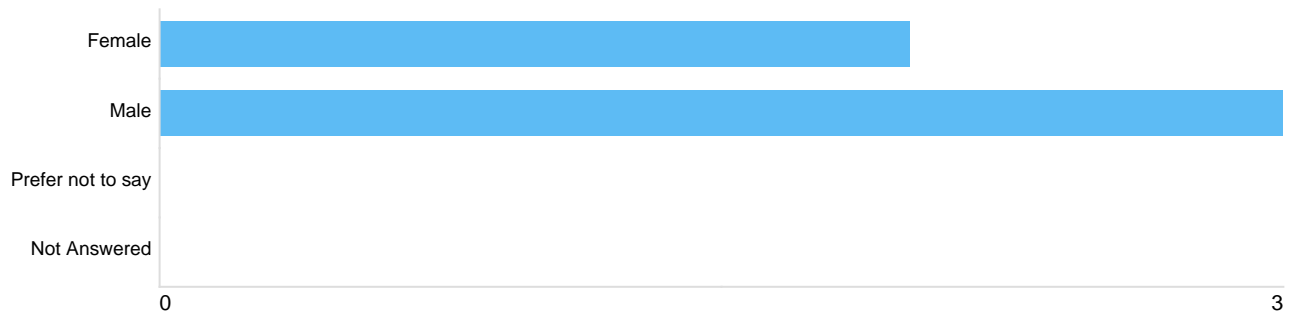
Age



Option	Total	Percent
Under 16	0	0.00%
16 to 24	0	0.00%
25 to 34	0	0.00%
35 to 44	1	20.00%
45 to 54	2	40.00%
55 to 64	2	40.00%
65 to 74	0	0.00%
75 to 84	0	0.00%
Over 85	0	0.00%
Prefer not to say	0	0.00%
Not Answered	0	0.00%

Are you:

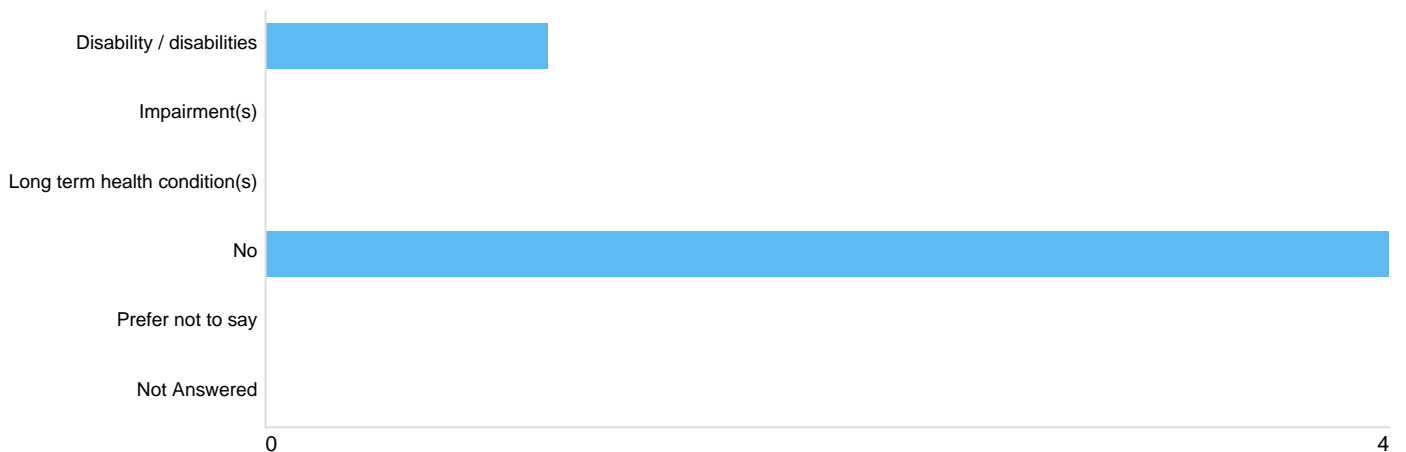
Are you



Option	Total	Percent
Female	2	40.00%
Male	3	60.00%
Prefer not to say	0	0.00%
Not Answered	0	0.00%

Do you consider yourself to have a disability / disabilities, impairment(s) or long term health condition(s)? (Select all that apply)

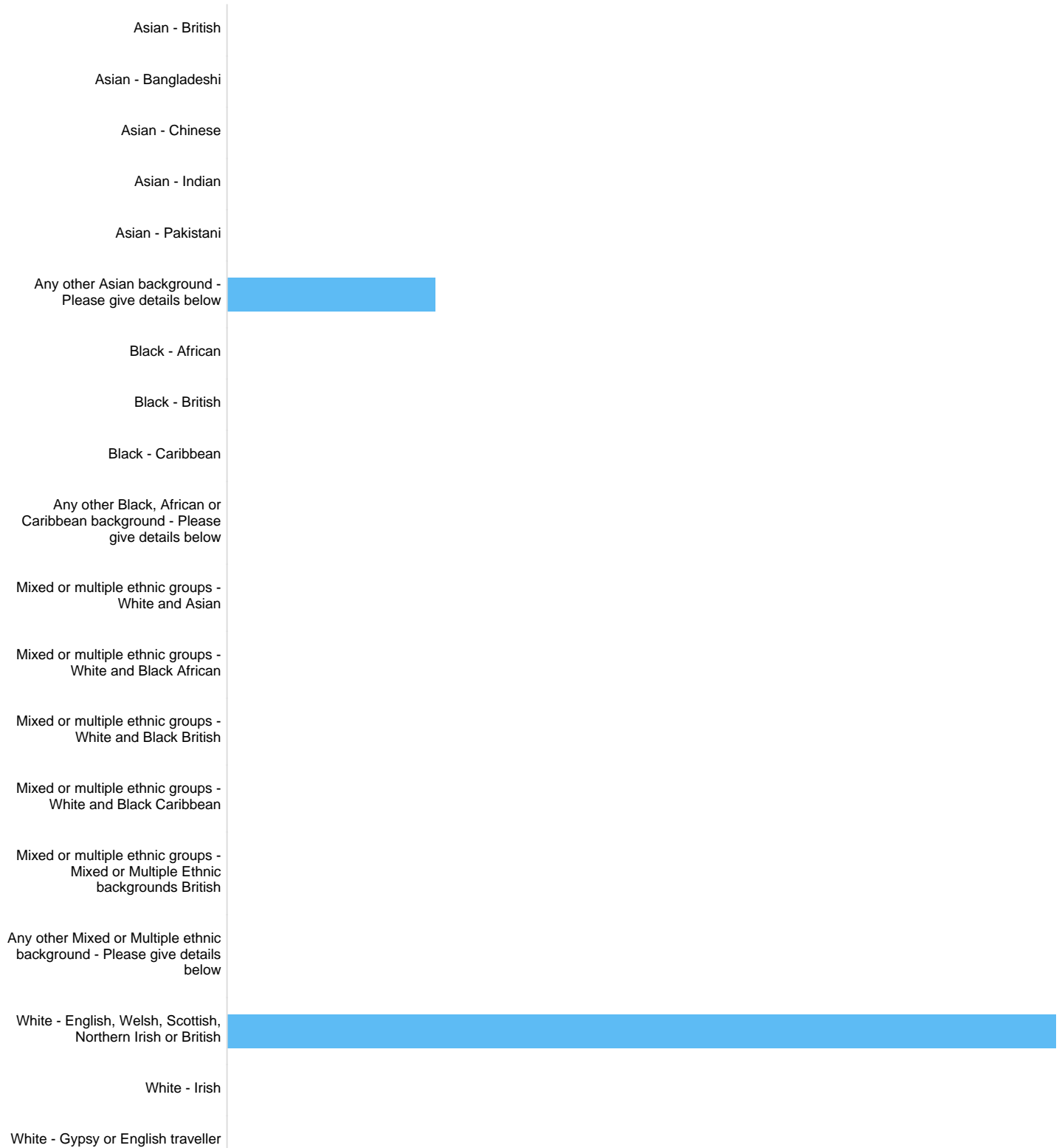
Disability / impairment / long term health condition



Option	Total	Percent
Disability / disabilities	1	20.00%
Impairment(s)	0	0.00%
Long term health condition(s)	0	0.00%
No	4	80.00%
Prefer not to say	0	0.00%
Not Answered	0	0.00%

How would you describe your ethnicity?

Ethnicity



White - Irish Traveller

White - European

Any other White background -
Please give details below

Other ethnic group - Arab

Other ethnic group - Arab British

Other ethnic group - Please give
details below

Prefer not to say

Not Answered

0

4

Option	Total	Percent
Asian - British	0	0.00%
Asian - Bangladeshi	0	0.00%
Asian - Chinese	0	0.00%
Asian - Indian	0	0.00%
Asian - Pakistani	0	0.00%
Any other Asian background - Please give details below	1	20.00%
Black - African	0	0.00%
Black - British	0	0.00%
Black - Caribbean	0	0.00%
Any other Black, African or Caribbean background - Please give details below	0	0.00%
Mixed or multiple ethnic groups - White and Asian	0	0.00%
Mixed or multiple ethnic groups - White and Black African	0	0.00%
Mixed or multiple ethnic groups - White and Black British	0	0.00%
Mixed or multiple ethnic groups - White and Black Caribbean	0	0.00%
Mixed or multiple ethnic groups - Mixed or Multiple Ethnic backgrounds British	0	0.00%
Any other Mixed or Multiple ethnic background - Please give details below	0	0.00%
White - English, Welsh, Scottish, Northern Irish or British	4	80.00%
White - Irish	0	0.00%
White - Gypsy or English traveller	0	0.00%
White - Irish Traveller	0	0.00%
White - European	0	0.00%
Any other White background - Please give details below	0	0.00%
Other ethnic group - Arab	0	0.00%
Other ethnic group - Arab British	0	0.00%
Other ethnic group - Please give details below	0	0.00%
Prefer not to say	0	0.00%
Not Answered	0	0.00%

Other

There was 1 response to this part of the question.